


**ROE**  
CREATIVE DISPLAY



# Carbon Mark II

Ultra-Light LED Solution

OUTDOOR LED PANELS

# Less Weight Stronger Structure

With a 12% weight reduction compared to the Carbon series, the Carbon5 MarkII offers a stronger structure, while reducing the weight. Measuring 600\*1200mm, the panel weighs only 17kg/m<sup>2</sup>; Ideal for touring in combination with frame and dolly options. The reduced weight and easy handling will lower costs on transportation and labor.

**12%**  
WEIGHT REDUCTION

Carbon MarkII



Tube diameter **42%** increased

Hanging



Stacking



Dolly



Air Frame



## All-In-One Solution

The Carbon MarkII panel offers improved integration, the frame now adapts to T4 and Air Frame.

The Carbon MarkII Series panels can curve in both convex and concave directions. Its flexible design is suited for outdoor applications.



# Carbon MarkII A Light Weight LED Solution, Born for Touring

## Build Your Ceiling with Ease

The Carbon MarkII offers special-designed modules when used as LED ceiling. Using these will result in a much better color performance, ideal for film and studio applications.

## Fast Installation with Detailed Design

### Universal Module and Snap-Fit Mask

The Carbon MarkII panel is easier to install and maintain. The module and mask design guarantee efficient servicing.

The modules can be exchanged on each position and the mask can be snapped on and off easily.

### Magnet-Assisted Assembly

LED wall assembly now is much easier and labor-saving with the modified magnet-assisted assembly.

Module



LED carbon frame

Top PSU box



Bottom PSU box

Carbon MarkII



Carbon



## Improved Heat Dissipation

The new PSU box is designed to optimize heat dissipation. This results in a stable LED performance, specially in outdoor conditions when used on high brightness.



Ultra light weight



Fast installation



Touring frame compatible



# NEW

Carbon MarkII

Outdoor use



## UVA (Uniform Viewing Angle) Technology


UVA technology applies to special-designed modules when used as LED ceilings. UVA technology help LEDs get much better color performance, reduce the color deviation phenomenon, and improve uniformity as the lighting resource.

The UVA technology is now an available option to customize on the CB5 MKII and CB3 panels, which are ideal for Virtual Production studios.

Heat dissipation




Curved configuration possible



Normal



UVA Ceiling Technology



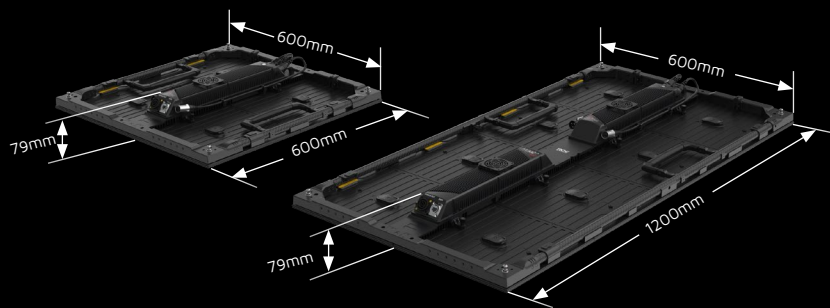
# Specifications

Carbon MarkII	CB3 MKII	CB5 MKII	CB8 MKII
Pixel Pitch	3.75mm	5.77mm	8.33mm
Max Brightness Calibrated	4500nits (black)	6000nits	6000nits
Panel Dimension	600mm x 1200mm x 79mm 23.6" x 47.2" x 3.1"	600mm x 1200mm x 79mm 23.6" x 47.2" x 3.1"	600mm x 1200mm x 79mm 23.6" x 47.2" x 3.1"
Panel Resolution (H x V)	160 x 320	104 x 208	72 x 144
Panel Weight	14kg / 31lbs	12.2kg / 26.8lbs	11kg / 24.3lbs
Power Consumption Max / Average	600W / 300W	480W / 240W	530W / 260W
BTU Max / Average	2050 / 945	1640 / 755	1810 / 835
Transparency	Solid	Solid	23%
Serviceability	Front / Rear	Front / Rear	Front / Rear
Curving (Concave & Convex)*1	Concave 15°-Convex 10°	Concave 15°-Convex 10°	Concave 15°-Convex 10°
Max. Hanging (panels)*2	12	12	12
Max. Stacking (panels)*3	5	5	5
LED Configuration	SMD 1515 black	SMD 1921 white	SMD 1921 white
Viewing Angle Horizontal	140°	140°	140°
Viewing Angle Vertical	110°	110°	110°
Scan Ratio	1/10	1/4	1/4
Refresh Rate	3840Hz	7680Hz	7680Hz
Gray Scale	16bit	16bit	14bit
Frame Material	Carbon Fiber + Magnesium Alloy	Carbon Fiber + Magnesium Alloy	Carbon Fiber + Magnesium Alloy
Processing Platform	Brompton / Megapixel / Evision	Brompton / Megapixel / Evision	Brompton / Megapixel / Evision
Operational Temp / Humidity	-20°-45°C, 10-90%RH -4°-113°F, 10-90%RH	-20°-45°C, 10-90%RH -4°-113°F, 10-90%RH	-20°-45°C, 10-90%RH -4°-113°F, 10-90%RH
Storage Temp / Humidity	-40°-60°C, 10-90%RH -40°-140°F, 10-90%RH	-40°-60°C, 10-90%RH -40°-140°F, 10-90%RH	-40°-60°C, 10-90%RH -40°-140°F, 10-90%RH
IP Rating (Front / Rear)	IP65	IP65	IP65
Certifications	CE, ETL, FCC, UKCA, WEEE	CE, ETL, FCC, UKCA, WEEE	CE, ETL, FCC, UKCA, WEEE

\*Note: The specifications are for reference, actual values may vary.

1. Convex curving ability only applies to custom tiles.
2. The max. hanging amount is only valid when the ROE Visual hanging bar and complementary accessories are used and in an indoor situation, safety factor is 8. No climbing is allowed.
3. The max. stacking amount is only valid when the ROE Visual stacking system and complementary accessories are used, sufficient ballast is applied and in an indoor situation. No climbing is allowed.

# Dimensions



[www.roevisual.com](http://www.roevisual.com)

ROE China | ROE US | ROE EU | ROE UK | ROE JP | ROE ME  
[roe@roevisual.com](mailto:roe@roevisual.com)